

## Light-emitting diode module Prism P2 HE 0,72W

### TECHNICAL INFORMATION

LED type	2835
Input	12V DC
Color temperature	3000/4000/5000/6500/10000 K
Beam angle	165°
Protection level	IP 67
Center-to-center distance	180 mm
Working temperature	-30°C + 50°C
Available colors	<span style="color: red;">●</span> <span style="color: green;">●</span> <span style="color: blue;">●</span> <span style="color: white;">●</span>
Power	<b>0,72 W 0,72 W 0,72 W 0,72 W</b>
Light output	<b>19 lm 25 lm 10 lm 86 lm</b>

FOR CHANNEL LETTERS

MODULE DESIGNED CHANNEL LETTERS

DEPTH 80-120 MM

BEST FOR 80-120MM DEEP LIGHTBOXES

RECOMMENDED DEPTH: C-C DISTANCE RATIO

1:1,8 RATIO

UP TO 120LM/W

HIGH EFFICIENCY LED INSIDE

IP 67

DUST AND WATER PROTECTED

86lm


HIGH BRIGHTNESS 86 LM PER MODULE

6500 K

6500 K AND OTHER COLORS

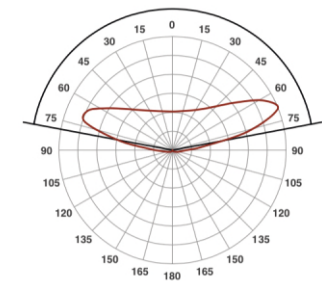
5 YEARS WARRANTY

5 YEAR EXTENDED WARRANTY

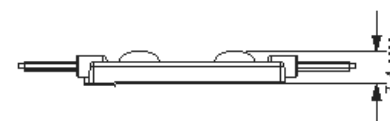
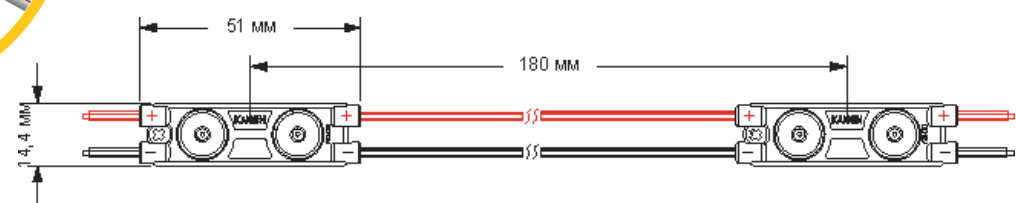


### LIGHT DISTRIBUTION GRAPH

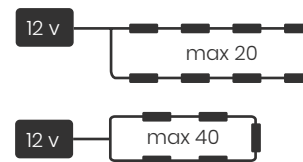
Beam angle is 165°



### DIMENSIONS



### CONNECTION



### PACKAGING

Packing type	Chain	Package	Box
Quantity	20 pcs	200 pcs	2400 pcs
Weight	0,16 kg	1,58 kg	19 kg